



For Virginia's
Children



THE STATE OF VIRGINIA'S CHILDREN: A DATA SNAPSHOT OF CHILDREN, YOUTH, AND FAMILIES

Voices for Virginia's Children

NOVEMBER 2021

AUTHORED BY:

Lauren Snellings, Research Director

Kelsey McMahon, Research Coordinator


VAKIDS.ORG

DEMOGRAPHICS

An increasingly diverse population of children require equitable opportunities and solutions that target the unique needs and experiences for children of color, children in immigrant families, and children in under-resourced communities.

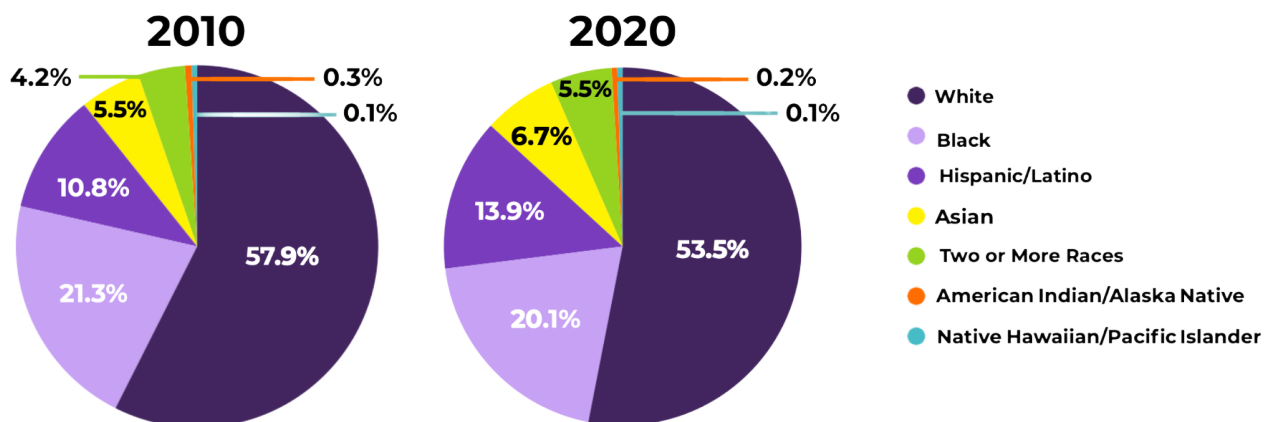
POPULATION

As of 2020, the number of children (0-17) and young adults (18-24) in Virginia is just above 2.6 million.



RACIAL DIVERSITY

Racial and ethnic diversity of children and youth have increased in Virginia.



Largest percent increases in the past 10 years:

32%
increase Two or More Races

29%
increase Hispanic/Latinx

23%
increase Asian

*All race/ethnic categories other than Hispanic are non-Hispanic

DEMOGRAPHICS

IMMIGRATION

The number of children in Virginia who are immigrants or live in an immigrant family has increased over the years.



1 in 4 children in Virginia are immigrants or live in an immigrant family

LANGUAGE ACCESS

1 in 5 children in Virginia speak a language other than English.



**231,675 Virginia children
speak a language other
than English**

**Languages spoken
most often by
limited proficiency
English speakers
in VA include:**

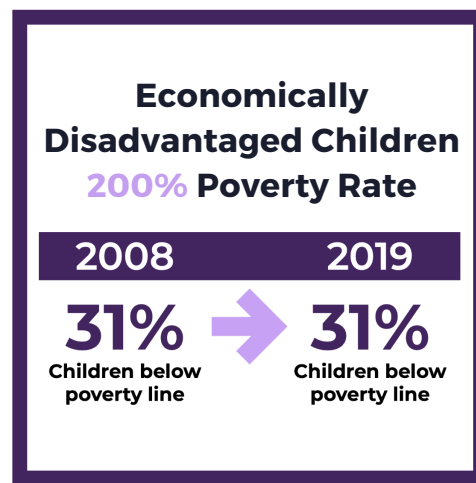
1. Spanish
2. Korean
3. Vietnamese
4. Chinese
5. Hindi
6. Arabic

ECONOMIC SECURITY

Too many children in Virginia live in families who struggle to meet their basic needs, such as food, housing, childcare, and healthcare. While access to healthcare has improved, especially for parents, Virginia has more to do to help families achieve economic security.

POVERTY

Poverty rates for Virginia's children have remained unchanged over the past decade.



POVERTY BY RACE

Black, Hispanic and multi-racial children are more likely to live in poverty.

Economic Disadvantage By Race

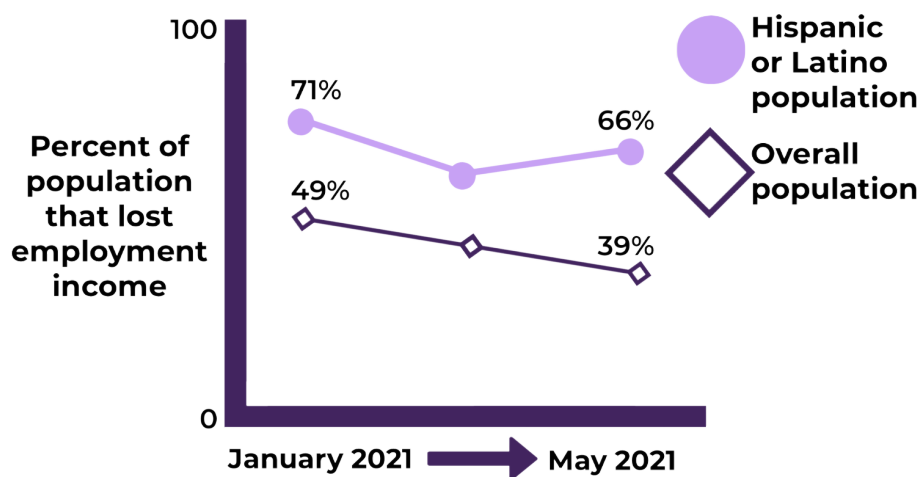
Black	50%	188,000 children
Hispanic or Latino	43%	110,000 children
Two or More Races	31%	45,000 children
White	21%	205,000 children
Asian	19%	21,000 children
American Indian/Alaska Native: Data not available		

*Data may not be available for all racial and ethnic groups.

ECONOMIC SECURITY

PANDEMIC EMPLOYMENT: FAMILIES


The pandemic has caused a loss of employment income for many Virginia families. Recent numbers show a recovery, but Hispanic/Latino families are being left behind.



PANDEMIC EMPLOYMENT: YOUNG ADULTS

Young adults (18-24) have experienced instability in employment during the pandemic.

1 in 2 young adults
in Virginia
are currently
unemployed




MENTAL HEALTH

An increasingly diverse population of children require equitable opportunities and solutions that target the unique needs and experiences for children of color, children in immigrant families, and children in under-resourced communities.

CHILD PREVALENCE

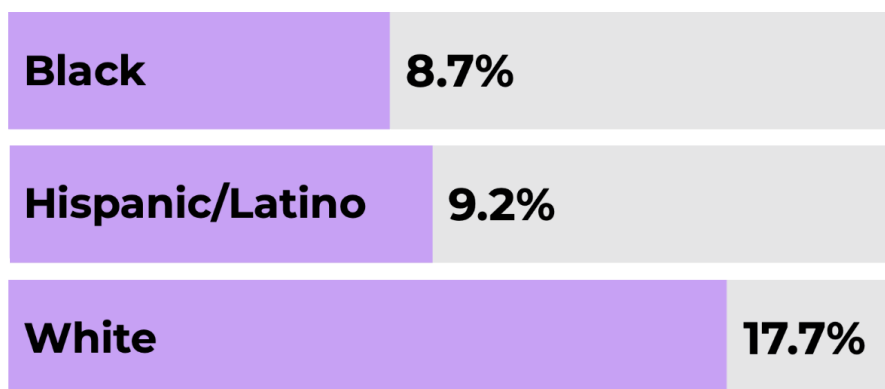
The most common mental health conditions for children are ADHD, behavior problems, anxiety, and depression.



RECEIVING CARE

Nationally, children of color are less likely to receive mental health care than white children.

Mental Health Treatment in the Past 12 Months




MENTAL HEALTH

YOUTH MENTAL HEALTH

Before the pandemic, mental health concerns among high school students were gradually increasing.

1 in 3

high school
students felt sad
or hopeless every
day for two weeks
or more



The rate of high
school students
feeling hopeless
increased

27%

from 2011 to 2019

PANDEMIC IMPACT

Parents and children experienced a decline in their mental health during the pandemic.

PERCENT MENTAL HEALTH WORSENE

32%

of parents felt
anxious during
the pandemic

30%

of parents report their
children's mental
health has worsened
during the pandemic